

4542 m.

## MOTUL TT ASSEN

### Free Practice Nr. 4

### Classification

14



	<i>Rider</i>	<i>Nation</i>	<i>Team</i>	<i>Motorcycle</i>	<i>Time</i>	<i>Lap Total</i>	<i>Gap</i>	<i>Top Speed</i>
1	20 <b>Fabio QUARTARARO</b>	FRA	Monster Energy Yamaha MotoGP	YAMAHA	<b>1'32.513</b>	15 16		<b>304.4</b>
2	12 <b>Maverick VIÑALES</b>	SPA	Monster Energy Yamaha MotoGP	YAMAHA	<b>1'32.717</b>	17 17	0.204 0.204	<b>306.0</b>
3	88 <b>Miguel OLIVEIRA</b>	POR	Red Bull KTM Factory Racing	KTM	<b>1'32.945</b>	13 17	0.432 0.228	<b>308.3</b>
4	41 <b>Aleix ESPARGARO</b>	SPA	Aprilia Racing Team Gresini	APRILIA	<b>1'32.949</b>	17 17	0.436 0.004	<b>306.7</b>
5	36 <b>Joan MIR</b>	SPA	Team SUZUKI ECSTAR	SUZUKI	<b>1'33.041</b>	16 17	0.528 0.092	<b>306.0</b>
6	30 <b>Takaaki NAKAGAMI</b>	JPN	LCR Honda IDEMITSU	HONDA	<b>1'33.103</b>	17 17	0.590 0.062	<b>309.8</b>
7	42 <b>Alex RINS</b>	SPA	Team SUZUKI ECSTAR	SUZUKI	<b>1'33.134</b>	10 15	0.621 0.031	<b>306.0</b>
8	93 <b>Marc MARQUEZ</b>	SPA	Repsol Honda Team	HONDA	<b>1'33.164</b>	13 15	0.651 0.030	<b>311.4</b>
9	44 <b>PoI ESPARGARO</b>	SPA	Repsol Honda Team	HONDA	<b>1'33.255</b>	15 15	0.742 0.091	<b>309.0</b>
10	5 <b>Johann ZARCO</b>	FRA	Pramac Racing	DUCATI	<b>1'33.265</b>	14 15	0.752 0.010	<b>311.4</b>
11	63 <b>Francesco BAGNAIA</b>	ITA	Ducati Lenovo Team	DUCATI	<b>1'33.278</b>	8 14	0.765 0.013	<b>313.0</b>
12	46 <b>Valentino ROSSI</b>	ITA	Petronas Yamaha SRT	YAMAHA	<b>1'33.280</b>	16 17	0.767 0.002	<b>302.9</b>
13	73 <b>Alex MARQUEZ</b>	SPA	LCR Honda CASTROL	HONDA	<b>1'33.677</b>	14 16	1.164 0.397	<b>313.0</b>
14	89 <b>Jorge MARTIN</b>	SPA	Pramac Racing	DUCATI	<b>1'33.678</b>	14 15	1.165 0.001	<b>311.4</b>
15	27 <b>Iker LECUONA</b>	SPA	Tech 3 KTM Factory Racing	KTM	<b>1'33.682</b>	7 11	1.169 0.004	<b>306.7</b>
16	9 <b>Danilo PETRUCCI</b>	ITA	Tech 3 KTM Factory Racing	KTM	<b>1'33.812</b>	5 13	1.299 0.130	<b>303.7</b>
17	43 <b>Jack MILLER</b>	AUS	Ducati Lenovo Team	DUCATI	<b>1'33.856</b>	14 17	1.343 0.044	<b>310.6</b>
18	23 <b>Enea BASTIANINI</b>	ITA	Avintia Esponsorama	DUCATI	<b>1'34.161</b>	6 10	1.648 0.305	<b>310.6</b>
19	33 <b>Brad BINDER</b>	RSA	Red Bull KTM Factory Racing	KTM	<b>1'34.265</b>	7 13	1.752 0.104	<b>307.5</b>
20	32 <b>Lorenzo SAVADORI</b>	ITA	Aprilia Racing Team Gresini	APRILIA	<b>1'34.421</b>	4 8	1.908 0.156	<b>304.4</b>
21	10 <b>Luca MARINI</b>	ITA	SKY VR46 Avintia	DUCATI	<b>1'34.447</b>	9 13	1.934 0.026	<b>308.3</b>
22	31 <b>Garrett GERLOFF</b>	USA	Petronas Yamaha SRT	YAMAHA	<b>1'34.499</b>	11 16	1.986 0.052	<b>299.2</b>

**Practice condition: Dry**  
**Air: 26°**  
**Humidity: 52%**  
**Ground: 36°**

<b>Fastest Lap:</b>	Lap: 15	<b>Fabio QUARTARARO</b>	<b>1'32.513</b>	176.7 Km/h
<b>Best Race Lap:</b>	2015	<b>Marc MARQUEZ</b>	<b>1'33.617</b>	174.6 Km/h
<b>All Time Lap Record:</b>	2019	<b>Fabio QUARTARARO</b>	<b>1'32.017</b>	177.6 Km/h

The results are provisional until the end of the limit for protest and appeals.

Time limit for protest expires 30' after publication of the results - ..... Time: .....

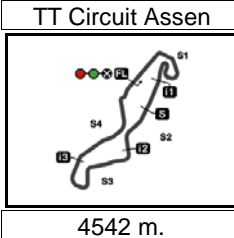
These data/results cannot be reproduced, stored and/or transmitted in whole or in part by any manner of electronic, mechanical, photocopying, recording, broadcasting or otherwise now known or herein after developed without the previous express consent by the copyright owner, except for reproduction in daily press and regular printed publications on sale to the public within 60 days of the event related to those data/results and always provided that copyright symbol appears together as follows below.

© DORNA, 2021

Official MotoGP Timing by TISSOT  
 www.motogp.com

Assen, Saturday, June 26, 2021





## MOTUL TT ASSEN

### Free Practice Nr. 4

### Top Speed & Average

15



Rider	Nation	Motorcycle	Top 5 speeds					Average	Top
63 <b>Francesco BAGNAIA</b>	ITA	DUCATI	313.0	313.0	313.0	310.6	309.8	310.7	<b>313.0</b>
73 <b>Alex MARQUEZ</b>	SPA	HONDA	313.0	309.8	309.0	308.3	308.3	309.7	<b>313.0</b>
5 <b>Johann ZARCO</b>	FRA	DUCATI	311.4	309.8	309.8	309.0	309.0	309.7	<b>311.4</b>
89 <b>Jorge MARTIN</b>	SPA	DUCATI	311.4	311.4	310.6	309.8	309.8	310.3	<b>311.4</b>
93 <b>Marc MARQUEZ</b>	SPA	HONDA	311.4	310.6	309.8	309.0	309.0	309.6	<b>311.4</b>
23 <b>Enea BASTIANINI</b>	ITA	DUCATI	310.6	309.0	308.3	307.5	307.5	308.6	<b>310.6</b>
43 <b>Jack MILLER</b>	AUS	DUCATI	310.6	310.6	310.6	309.8	309.8	310.0	<b>310.6</b>
30 <b>Takaaki NAKAGAMI</b>	JPN	HONDA	309.8	308.3	308.3	307.5	307.5	308.2	<b>309.8</b>
44 <b>Poi ESPARGARO</b>	SPA	HONDA	309.0	309.0	309.0	309.0	308.3	308.8	<b>309.0</b>
10 <b>Luca MARINI</b>	ITA	DUCATI	308.3	306.7	306.0	305.2	303.7	305.6	<b>308.3</b>
88 <b>Miguel OLIVEIRA</b>	POR	KTM	308.3	308.3	306.7	306.7	306.0	307.0	<b>308.3</b>
33 <b>Brad BINDER</b>	RSA	KTM	307.5	306.7	306.0	305.2	305.2	305.8	<b>307.5</b>
27 <b>Iker LECUONA</b>	SPA	KTM	306.7	306.7	306.7	303.7	303.7	305.2	<b>306.7</b>
41 <b>Aleix ESPARGARO</b>	SPA	APRILIA	306.7	306.7	306.0	306.0	306.0	306.2	<b>306.7</b>
12 <b>Maverick VIÑALES</b>	SPA	YAMAHA	306.0	305.2	304.4	303.7	303.7	304.2	<b>306.0</b>
36 <b>Joan MIR</b>	SPA	SUZUKI	306.0	305.2	305.2	305.2	305.2	305.4	<b>306.0</b>
42 <b>Alex RINS</b>	SPA	SUZUKI	306.0	305.2	305.2	305.2	305.2	305.3	<b>306.0</b>
20 <b>Fabio QUARTARARO</b>	FRA	YAMAHA	304.4	303.7	302.9	302.9	302.2	302.7	<b>304.4</b>
32 <b>Lorenzo SAVADORI</b>	ITA	APRILIA	304.4	303.7	303.7	301.4	300.7	302.8	<b>304.4</b>
9 <b>Danilo PETRUCCI</b>	ITA	KTM	303.7	302.2	302.2	302.2	300.7	301.6	<b>303.7</b>
46 <b>Valentino ROSSI</b>	ITA	YAMAHA	302.9	302.2	301.4	301.4	301.4	301.6	<b>302.9</b>
31 <b>Garrett GERLOFF</b>	USA	YAMAHA	299.2	299.2	299.2	299.2	299.2	299.2	<b>299.2</b>

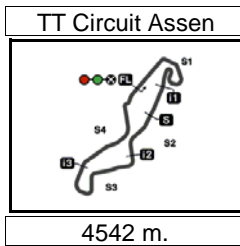
These data/results cannot be reproduced, stored and/or transmitted in whole or in part by any manner of electronic, mechanical, photocopying, recording, broadcasting or otherwise now known or herein after developed without the previous express consent by the copyright owner, except for reproduction in daily press and regular printed publications on sale to the public within 60 days of the event related to those data/results and always provided that copyright symbol appears together as follows below.

© DORNA, 2021

Official MotoGP Timing by TISSOT  
www.motogp.com



Assen, Saturday, June 26, 2021



**MOTUL TT ASSEN**  
**Free Practice Nr. 4**

**Chronological Analysis of Performances**

**16**

\* Lap / Sector time cancelled      **T1** Time from finish line to 1st intermed.      **T3** Time from 2nd intermed. to 3rd intermed.  
**P** Crossing the finish line in pit lane      **T2** Time from 1st intermed. to 2nd intermed.      **T4** Time from 3rd intermed. to finish line  
**\*\*** Tyre data subject to further updates

Lap	Lap Time	T1	T2	T3	T4	Speed	Lap	Lap Time	T1	T2	T3	T4	Speed	
<b>1st</b>	<b>20</b>	<b>Fabio QUARTARARO</b> YAMAHA FRA Monster Energy Yamaha MotoGP						15	<b>1'33.086</b>	30.652	13.849	<b>27.088</b>	21.497	303.7
		Runs=2 Total laps=16 Full laps=13						16	<b>1'32.916</b>	30.534	13.782	27.174	21.426	303.7
								17	<b>1'32.717</b>	<b>30.473</b>	<b>13.725</b>	27.116	<b>21.403</b>	304.4

Run #	1	Front Tyre	Slick-Medium	Rear Tyre	Slick-Medium	Speed
		New Tyre		New Tyre		
1	<b>1'38.193</b>	32.122	14.984	28.563	22.524	296.3
2	<b>1'33.829</b>	30.701	14.083	27.306	21.739	300.7
3	<b>1'33.310</b>	30.582	14.094	27.163	21.471	302.9
4	<b>1'33.227</b>	30.482	13.954	27.233	21.558	301.4
5	<b>1'32.962</b>	30.593	13.887	27.068	21.414	302.2
6	1'33.230 *	30.487	13.831	27.307*	21.605*	302.2
7	<b>1'32.914</b>	30.509	13.895	27.107	21.403	301.4
8	1'45.821 P	32.993	14.306	28.981	29.541	300.0

Run #	2	Front Tyre	Slick-Medium	Rear Tyre	Slick-Hard	Speed
		8 Laps at start		New Tyre		
9	5'33.108	32.277	14.615	28.489	22.219	297.8
10	<b>1'33.547</b>	30.847	13.943	27.234	21.523	302.2
11	<b>1'32.821</b>	30.361	13.867	27.140	21.453	303.7
12	<b>1'32.705</b>	30.448	13.819	27.003	21.435	302.2
13	<b>1'32.801</b>	30.361	13.838	27.125	21.477	302.2
14	<b>1'32.636</b>	30.364	<b>13.734</b>	27.094	21.444	<b>304.4</b>
15	<b>1'32.513</b>	<b>30.276</b>	13.813	27.012	21.412	302.2
16	<b>1'32.563</b>	30.376	13.796	<b>26.990</b>	<b>21.401</b>	302.9

<b>2nd</b>	<b>12</b>	<b>Maverick VIÑALES</b> YAMAHA SPA Monster Energy Yamaha MotoGP			
		Runs=2	Total laps=17	Full laps=13	

Run #	1	Front Tyre	Slick-Soft	Rear Tyre	Slick-Soft	Speed
		15 Laps at start		15 Laps at start		
1	<b>1'36.571</b>	31.381	14.560	28.174	22.456	300.0
2	<b>1'34.702</b>	31.135	14.022	27.570	21.975	302.9
3	<b>1'34.125</b>	30.937	13.950	27.444	21.794	302.9
4	<b>1'33.712</b>	30.682	13.933	27.370	21.727	302.9
5	1'33.706 *	30.703	13.883	27.343*	21.777	302.9
6	1'43.520 P	30.646	13.899	27.904	31.071	303.7

Run #	2	Front Tyre	Slick-Medium	Rear Tyre	Slick-Medium	Speed
		New Tyre		New Tyre		
7	4'47.542	31.383	14.499	27.966	22.184	300.0
8	<b>1'33.720</b>	30.763	13.858	27.511	21.588	302.9
9	<b>1'33.261</b>	30.623	13.815	27.266	21.557	303.7
10	<b>1'33.317</b>	30.588	13.879	27.244	21.606	303.7
11	<b>1'33.181</b>	30.580	13.797	27.269	21.535	305.2
12	1'33.366 *	30.714	13.847	27.208*	21.597	303.7
13	<b>1'33.171</b>	30.594	13.829	27.169	21.579	303.7
14	<b>1'33.065</b>	30.677	13.785	27.125	21.478	<b>306.0</b>

<b>3rd</b>	<b>88</b>	<b>Miguel OLIVEIRA</b> KTM POR Red Bull KTM Factory Racing			
		Runs=2	Total laps=17	Full laps=15	

Run #	1	Front Tyre	Slick-Medium	Rear Tyre	Slick-Soft	Speed
		8 Laps at start		4 Laps at start		
1	<b>1'39.901</b>	33.629	14.968	28.811	22.493	297.8
2	<b>1'34.851</b>	31.419	14.075	27.603	21.754	305.2
3	<b>1'34.410</b>	30.888	14.143	27.403	21.976	306.0
4	<b>1'33.915</b>	30.842	13.962	27.287	21.824	<b>308.3</b>
5	<b>1'34.447</b>	30.906	<b>13.920</b>	27.204	22.417	308.3
6	<b>1'37.718</b>	30.840	14.070	30.579	22.229	303.7
7	<b>1'33.934</b>	30.625	14.020	27.188	22.101	305.2
8	1'49.936 P	37.746	14.499	28.096	29.595	293.5

Run #	2	Front Tyre	Slick-Medium	Rear Tyre	Slick-Hard	Speed
		16 Laps at start		New Tyre		
9	5'14.338	31.319	14.454	27.845	21.976	303.7
10	<b>1'33.810</b>	30.857	14.009	27.196	21.748	304.4
11	<b>1'33.445</b>	30.668	13.963	27.225	21.589	304.4
12	<b>1'33.397</b>	30.616	13.969	27.157	21.655	305.2
13	<b>1'32.945</b>	<b>30.464</b>	13.945	<b>27.063</b>	<b>21.473</b>	305.2
14	<b>1'33.463</b>	30.657	13.940	27.192	21.674	306.7
15	<b>1'42.859</b>	39.336	14.162	27.547	21.814	303.7
16	<b>1'33.331</b>	30.644	13.924	27.157	21.606	306.7
17	<b>1'33.524</b>	30.672	14.045	27.146	21.661	306.0

<b>4th</b>	<b>41</b>	<b>Aleix ESPARGARO</b> APRILIA SPA Aprilia Racing Team Gresini			
		Runs=2	Total laps=17	Full laps=15	

Run #	1	Front Tyre	Slick-Medium	Rear Tyre	Slick-Soft	Speed
		8 Laps at start		4 Laps at start		
1	<b>1'38.976</b>	30.828	15.224	29.952	22.972	294.2
2	<b>1'34.929</b>	31.349	14.113	27.652	21.815	304.4
3	<b>1'39.574</b>	30.880	14.081	31.524	23.089	<b>306.7</b>
4	<b>1'33.955</b>	30.928	14.007	27.400	21.620	306.0
5	<b>1'33.845</b>	30.821	13.951	27.344	21.729	306.0
6	<b>1'39.620</b>	33.585	14.290	29.894	21.851	300.7
7	<b>1'33.552</b>	30.676	13.970	27.326	21.580	305.2
8	<b>1'37.482</b>	33.994	14.363	27.414	21.711	295.6
9	<b>1'33.540</b>	30.632	13.998	27.320	21.590	304.4
10	<b>1'33.856</b>	30.820	13.939	27.303	21.794	304.4
11	<b>1'34.025</b>	30.788	14.029	27.402	21.806	305.2

<b>Fastest Lap:</b>	Fabio QUARTARARO	Monster Energy Yama	FRA	<b>1'32.513</b>	30.276	13.813	27.012	21.412
---------------------	------------------	---------------------	-----	-----------------	--------	--------	--------	--------

These data/results cannot be reproduced, stored and/or transmitted in whole or in part by any manner of electronic, mechanical, photocopying, recording, broadcasting or otherwise now known or herein after developed without the previous express consent by the copyright owner, except for reproduction in daily press and regular printed publications on sale to the public within 60 days of the event related to those data/results and always provided that copyright symbol appears together as follows below.  
© DORNA, 2021



# Free Practice Nr. 4

# MotoGP

Lap	Lap Time	T1	T2	T3	T4	Speed	Lap	Lap Time	T1	T2	T3	T4	Speed		
12	1'49.234 P	32.835	15.877	29.422	31.100	258.2	16	1'33.279	30.710	13.784	27.292	21.493	305.2		
<b>Run # 2</b>	<b>Front Tyre Slick-Medium</b>	<b>Rear Tyre Slick-Medium</b>													
	20 Laps at start					11 Laps at start									
13	4'19.178	31.105	14.458	28.104	22.222	305.2	<b>7th</b>	<b>42</b>	<b>Alex RINS</b>	SUZUKI			SPA		
14	1'33.871	30.801	14.047	27.308	21.715	304.4	Team SUZUKI ECSTAR						Runs=1	Total laps=15	Full laps=13
15	1'33.596	30.657	13.962	27.285	21.692	306.0	<b>Run # 1</b>	<b>Front Tyre Slick-Medium</b>	<b>Rear Tyre Slick-Hard</b>						
16	1'33.228	30.545	13.898	27.185	21.600	306.7		New Tyre		New Tyre					
17	1'32.949	30.415	13.894	27.174	21.466	306.0	1	1'40.061	32.500	15.202	29.425	22.934	299.2		
<b>5th</b>	<b>36</b>	<b>Joan MIR</b>	SUZUKI			SPA	2	1'35.869	31.567	14.331	27.729	22.242	304.4		
		Team SUZUKI ECSTAR													
	Runs=2		Total laps=17	Full laps=14											
<b>Run # 1</b>	<b>Front Tyre Slick-Soft</b>	<b>Rear Tyre Slick-Soft</b>													
	9 Laps at start					5 Laps at start									
1	1'37.468	31.799	14.896	28.187	22.586	298.5	3	1'33.901	30.723	14.052	27.284	21.842	305.2		
2	1'34.874	31.116	14.248	27.554	21.956	303.7	4	1'33.621	30.661	14.035	27.237	21.688	304.4		
3	1'34.049	30.823	14.154	27.273	21.799	301.4	5	1'33.454	30.547	13.959	27.137	21.811	304.4		
4	1'33.820	30.719	14.144	27.307	21.650	305.2	6	1'33.753 *	30.462	13.977	27.432 *	21.882	304.4		
5	1'33.977	30.745	14.113	27.307	21.812	301.4	7	1'33.693	30.556	13.901	27.165	22.071	306.0		
6	1'33.595	30.664	13.993	27.273	21.665	306.0	8	1'33.358	30.504	13.909	27.305	21.640	305.2		
7	1'50.172 P	36.307	14.775	28.359	30.731	296.3	9	1'33.268	30.437	13.948	27.143	21.740	304.4		
<b>Run # 2</b>	<b>Front Tyre Slick-Medium</b>	<b>Rear Tyre Slick-Hard</b>													
	New Tyre		New Tyre												
8	5'30.431	31.626	14.843	28.106	22.485	301.4	10	1'33.134	30.464	13.921	27.141	21.608	305.2		
9	1'34.874	30.993	14.271	27.501	22.109	303.7	11	1'36.560	30.634	14.496	29.167	22.263	302.9		
10	1'34.162	30.821	14.169	27.278	21.894	304.4	12	1'33.646	30.648	13.976	27.328	21.694	303.7		
11	1'33.339	30.464	14.075	27.173	21.627	305.2	13	1'33.198	30.490	13.892	27.194	21.622	305.2		
12	1'33.480	30.544	13.983	27.174	21.779	305.2	14	1'33.382	30.465	13.910	27.259	21.748	305.2		
13	1'33.128	30.484	13.999	27.042	21.603	303.7	15	1'51.122 P	37.444	14.604	28.791	30.283	300.0		
14	1'37.253	30.606	14.694	30.013	21.940	304.4	<b>8th</b>	<b>93</b>	<b>Marc MARQUEZ</b>	HONDA			SPA		
15	1'33.409	30.533	14.123	27.111	21.642	305.2	Repsol Honda Team						Runs=2	Total laps=15	Full laps=11
16	1'33.041	30.507	13.985	27.008	21.541	304.4	<b>Run # 1</b>	<b>Front Tyre Slick-Medium</b>	<b>Rear Tyre Slick-Soft</b>						
17	1'52.662 P	36.797	15.083	29.283	31.499	294.2		5 Laps at start		5 Laps at start					
<b>6th</b>	<b>30</b>	<b>Takaaki NAKAGAMI</b>	HONDA			JPN	1	1'40.210	32.487	15.307	29.183	23.233	294.2		
		LCR Honda IDEMITSU													
	Runs=2		Total laps=17	Full laps=11											
<b>Run # 1</b>	<b>Front Tyre Slick-Medium</b>	<b>Rear Tyre Slick-Hard</b>													
	1 Laps at start					1 Laps at start									
1	1'41.551	34.142	15.445	29.217	22.747	297.0	2	1'39.695	31.572	14.467	30.627	23.029	306.0		
2	1'35.591	31.612	14.248	27.805	21.926	306.0	3	1'34.029	30.927	14.115	27.288	21.699	309.0		
3	1'34.209	30.904	14.120	27.383	21.802	307.5	4	1'34.816	31.669	13.995	27.422	21.730	308.3		
4	1'33.899 *	30.771	13.972	27.399 *	21.757 *	306.0	5	1'46.870 *	32.165	14.750	35.449 *	24.506	285.9		
5	1'34.668	31.118	14.159	27.499	21.892	308.3	6	1'33.661	30.850	13.869	27.225	21.717	309.0		
6	1'35.272	31.106	14.197	28.030	21.939	309.8	7	1'33.305	30.614	13.887	27.248	21.556	309.0		
7	1'36.749 *	32.213	15.119	27.485	21.932 *	273.8	8	1'46.398 P	33.589	14.580	28.389	29.840	295.6		
8	1'33.688	30.841	13.935	27.208	21.704	305.2	<b>Run # 2</b>	<b>Front Tyre Slick-Medium</b>	<b>Rear Tyre Slick-Soft</b>						
9	1'46.419 P	33.291	14.460	28.286	30.382	300.0		13 Laps at start		13 Laps at start					
<b>Run # 2</b>	<b>Front Tyre Slick-Medium</b>	<b>Rear Tyre Slick-Medium</b>													
	10 Laps at start					8 Laps at start									
10	5'25.161	34.401	14.746	28.428	22.180	301.4	9	7'36.102	32.774	14.467	28.176	21.962	309.0		
11	1'35.700	32.390	14.006	27.564	21.740	306.7	10	1'33.799	30.730	13.991	27.338	21.740	308.3		
12	1'33.684	30.826	13.867	27.351	21.640	306.7	11	1'33.286	30.632	13.859	27.160	21.635	309.8		
13	1'33.694 *	30.836	13.897	27.263	21.698 *	306.0	12	1'33.374	30.716	13.850	27.221	21.587	309.0		
14	1'33.520 *	30.698	13.842	27.251	21.729 *	307.5	13	1'33.164	30.507	13.828	27.246	21.583	310.6		
15	1'33.703	30.800	13.994	27.371	21.538	307.5	14	1'34.412	31.086	14.101	27.478	21.747	311.4		
							15	1'33.480 *	30.582	13.874	27.439 *	21.585	308.3		
<b>9th</b>	<b>44</b>	<b>Poi ESPARGARO</b>	HONDA			SPA	Repsol Honda Team						Runs=3	Total laps=15	Full laps=10
							<b>Run # 1</b>	<b>Front Tyre Slick-Medium</b>	<b>Rear Tyre Slick-Soft</b>						
								New Tyre		5 Laps at start					
1	1'38.545	32.126	14.962	28.727	22.730	302.2	1	1'38.545	32.126	14.962	28.727	22.730	302.2		
2	1'39.622	31.917	14.377	31.137	22.191	305.2	2	1'39.622	31.917	14.377	31.137	22.191	305.2		
3	1'34.465	31.158	14.039	27.622	21.646	306.7	3	1'34.465	31.158	14.039	27.622	21.646	306.7		
4	1'33.888	30.759	13.927	27.446	21.756	309.0	4	1'33.888	30.759	13.927	27.446	21.756	309.0		

**Fastest Lap:** Fabio QUARTARARO Monster Energy Yama FRA 1'32.513 30.276 13.813 27.012 21.412

These data/results cannot be reproduced, stored and/or transmitted in whole or in part by any manner of electronic, mechanical, photocopying, recording, broadcasting or otherwise now known or herein after developed without the previous express consent by the copyright owner, except for reproduction in daily press and regular printed publications on sale to the public within 60 days of the event related to those data/results and always provided that copyright symbol appears together as follows below.  
© DORNA, 2021

Official MotoGP Timing by TISSOT  
www.motogp.com

Assen, Saturday, June 26, 2021

Page 2 of 5



# Free Practice Nr. 4

# MotoGP

Lap	Lap Time	T1	T2	T3	T4	Speed	Lap	Lap Time	T1	T2	T3	T4	Speed
5	1'47.558 *	32.104	19.147*	31.737	24.570*	288.6	11	1'34.331	30.802	14.169	27.509	21.851	309.8
6	1'35.070	31.614	14.129	27.508	21.819	309.0	12	1'33.406	30.587	13.905	27.246	21.668	309.8
7	1'33.660	30.765	13.887	27.364	21.644	309.0	13	1'33.548	30.604	13.931	27.322	21.691	309.8
8	1'43.819 P	32.417	14.398	28.008	28.996	302.2	14	1'44.497 P	30.643	14.085	29.461	30.308	313.0

Run #	2	Front Tyre	Slick-Soft	Rear Tyre	Slick-Hard
5 Laps at start					
9	5'38.124	30.197	14.279	28.024	22.202
10	1'34.092	31.064	13.942	27.388	21.698
11	1'33.506	30.740	13.861	27.238	21.667
12	1'43.626 P	30.849	14.725	28.635	29.417
Run #	3	Front Tyre	Slick-Soft	Rear Tyre	Slick-Soft
9 Laps at start					
13	3'15.236	31.530	14.348	30.281	22.192
14	1'34.232	30.874	13.928	27.604	21.826
15	1'33.255	30.699	13.863	27.158	21.535

**10th 5 Johann ZARCO** DUCATI FRA  
Pramac Racing

Run #	1	Front Tyre	Slick-Medium	Rear Tyre	Slick-Hard
Runs=2 Total laps=15 Full laps=12					
New Tyre					
1	1'38.729	31.579	15.154	29.275	22.721
2	1'34.980	31.280	14.085	27.561	22.054
3	1'34.420	30.930	14.131	27.271	22.088
4	1'34.122	30.864	14.076	27.574	21.608
5	1'34.475	30.545	14.147	27.718	22.065
6	1'33.833	30.720	13.948	27.251	21.914
7	1'34.437	30.694	14.128	27.478	22.137
8	1'34.225	30.806	14.086	27.331	22.002
9	1'50.978 P	38.116	14.762	27.907	30.193
Run #	2	Front Tyre	Slick-Medium	Rear Tyre	Slick-Hard
9 Laps at start					
10	6'05.085	30.529	14.445	27.845	22.234
11	1'33.824	30.595	14.068	27.238	21.923
12	1'33.376	30.562	13.839	27.107	21.868
13	1'33.307	30.557	13.899	27.050	21.801
14	1'33.265	30.480	13.882	27.144	21.759
15	1'54.375 P	38.201	14.532	30.818	30.824

**11th 63 Francesco BAGNAIA** DUCATI ITA  
Ducati Lenovo Team

Run #	1	Front Tyre	Slick-Medium	Rear Tyre	Slick-Hard
Runs=2 Total laps=14 Full laps=10					
New Tyre					
1	1'37.624	31.391	15.028	28.653	22.552
2	1'34.521	30.996	14.161	27.570	21.794
3	1'34.462 *	30.880	14.159	27.571	21.852*
4	1'33.790	30.670	14.032	27.236	21.852
5	1'33.670	30.685	13.950	27.247	21.788
6	1'33.654	30.782	13.975	27.179	21.718
7	1'33.476	30.662	13.924	27.208	21.682
8	1'33.278	30.472	13.877	27.246	21.683
9	1'48.032 P	34.869	14.693	28.293	30.177
Run #	2	Front Tyre	Slick-Medium	Rear Tyre	Slick-Hard
9 Laps at start					
10	6'07.220	32.653	14.831	28.446	22.648

**12th 46 Valentino ROSSI** YAMAHA ITA  
Petronas Yamaha SRT

Runs=2 Total laps=17 Full laps=15

Run #	1	Front Tyre	Slick-Medium	Rear Tyre	Slick-Medium
New Tyre					
1	1'37.649	32.097	15.075	28.136	22.341
2	1'34.956	31.111	14.309	27.470	22.066
3	1'34.074	30.812	14.269	27.284	21.709
4	1'33.917	30.768	14.017	27.416	21.716
5	1'33.941	30.897	13.982	27.279	21.783
6	1'34.047	30.883	14.057	27.222	21.885
7	1'34.208	30.965	14.021	27.430	21.792
8	1'50.676 P	36.918*	15.174	28.458	30.126
Run #	2	Front Tyre	Slick-Medium	Rear Tyre	Slick-Hard
8 Laps at start					
9	5'11.579	30.278	14.675	28.071	22.328
10	1'35.572	30.870	14.253	28.248	22.201
11	1'34.053	30.876	14.055	27.347	21.775
12	1'33.449	30.596	13.918	27.101	21.834
13	1'34.193	31.018	14.128	27.168	21.879
14	1'33.703	30.674	13.960	27.240	21.829
15	1'34.661	31.607	14.044	27.304	21.706
16	1'33.280	30.610	13.956	27.120	21.594
17	1'33.355	30.602	13.946	27.216	21.591

**13th 73 Alex MARQUEZ** HONDA SPA  
LCR Honda CASTROL

Runs=2 Total laps=16 Full laps=12

Run #	1	Front Tyre	Slick-Medium	Rear Tyre	Slick-Soft
6 Laps at start					
1	1'38.867	31.503	15.003	29.069	23.292
2	1'45.452	31.809	15.594	34.686	23.363
3	1'35.099	31.339	14.175	27.688	21.897
4	1'34.203	31.007	13.980	27.451	21.765
5	1'34.179	30.972	13.991	27.364	21.852
6	1'34.426	30.936	13.990	27.444	22.056
7	1'34.054	30.863	14.008	27.431	21.752
8	1'34.141	30.880	13.944	27.478	21.839
9	1'45.787 P	32.586	14.906	28.624	29.671
Run #	2	Front Tyre	Slick-Medium	Rear Tyre	Slick-Hard
5 Laps at start					
10	7'12.873	31.482	14.513	28.972	22.285
11	1'34.843	31.137	14.087	27.644	21.975
12	1'33.833 *	30.791	13.960	27.353	21.729*
13	1'39.873	33.152	14.136	30.526	22.059
14	1'33.677	30.828	13.893	27.166	21.790
15	1'33.688	30.786	13.866	27.289	21.747
16	1'49.471 P	35.134	14.795	28.800	30.742

**Fastest Lap:** Fabio QUARTARARO Monster Energy Yama FRA 1'32.513 30.276 13.813 27.012 21.412

These data/results cannot be reproduced, stored and/or transmitted in whole or in part by any manner of electronic, mechanical, photocopying, recording, broadcasting or otherwise now known or herein after developed without the previous express consent by the copyright owner, except for reproduction in daily press and regular printed publications on sale to the public within 60 days of the event related to those data/results and always provided that copyright symbol appears together as follows below.  
© DORNA, 2021

Official MotoGP Timing by TISSOT  
www.motogp.com

Assen, Saturday, June 26, 2021

Page 3 of 5



# Free Practice Nr. 4

# MotoGP

Lap	Lap Time	T1	T2	T3	T4	Speed	Lap	Lap Time	T1	T2	T3	T4	Speed	
<b>14th</b>	<b>89</b>	<b>Jorge MARTIN</b>				DUCATI	SPA	<b>Run # 2</b>	<i>Front Tyre</i>	<b>Slick-Medium</b>	<i>Rear Tyre</i>	<b>Slick-Soft</b>		
		Pramac Racing							8 Laps at start				19 Laps at start	
		Runs=2		Total laps=15		Full laps=11		9	8'02.776	33.364	14.458	29.286	22.132	296.3
<b>Run # 1</b>	<i>Front Tyre</i>	<b>Slick-Medium</b>		<i>Rear Tyre</i>	<b>Slick-Hard</b>		10	<b>1'34.547</b>	30.927	14.091	27.562	21.967	300.7	
		4 Laps at start				New Tyre		11	<b>1'34.250</b>	30.936	14.067	27.248	21.999	300.0
1	<b>1'39.701</b>	32.899	15.345	28.809	22.648	273.8	12	<b>1'34.287</b>	30.989	14.077	27.330	21.891	300.7	
2	<b>1'35.300</b>	31.379	14.106	27.651	22.164	310.6	13	1'55.646 P	35.588	18.178	30.650	31.230	176.6	
3	<b>1'34.114</b>	30.940	14.039	27.346	21.789	309.8								
4	1'33.945 *	30.905	13.991	27.304	21.745*	309.8								
5	<b>1'33.790</b>	30.660	14.023	27.444	21.663	309.8								
6	<b>1'33.885</b>	30.837	14.076	27.218	21.754	309.0								
7	1'52.690 P	39.231	14.487	28.136	30.836	298.5								
<b>Run # 2</b>	<i>Front Tyre</i>	<b>Slick-Medium</b>		<i>Rear Tyre</i>	<b>Slick-Medium</b>									
		11 Laps at start				12 Laps at start								
8	7'10.575	32.549	14.645	28.317	22.281	306.7								
9	<b>1'34.469</b>	31.073	14.077	27.501	21.818	308.3								
10	<b>1'34.184</b>	30.891	13.944	27.531	21.818	311.4								
11	<b>1'34.297</b>	30.738	13.920	27.575	22.064	309.8								
12	<b>1'40.685</b>	34.899	15.176	28.451	22.159	306.7								
13	<b>1'34.052</b>	30.923	13.917	27.479	21.733	309.8								
14	<b>1'33.678</b>	30.712	13.931	27.406	21.629	311.4								
15	1'58.146 P	39.522	16.408	30.892	31.324	267.8								
<b>15th</b>	<b>27</b>	<b>Iker LECUONA</b>				KTM	SPA							
		Tech 3 KTM Factory Racing												
		Runs=2		Total laps=11		Full laps=7								
<b>Run # 1</b>	<i>Front Tyre</i>	<b>Slick-Medium</b>		<i>Rear Tyre</i>	<b>Slick-Hard</b>									
		5 Laps at start				New Tyre								
1	<b>1'37.331</b>	31.096	15.028	28.532	22.675	300.7								
2	1'34.750 *	31.058	14.329	27.497*	21.866*	306.7								
3	1'42.060 P	30.852	14.075	27.298	29.835	306.7								
<b>Run # 2</b>	<i>Front Tyre</i>	<b>Slick-Medium</b>		<i>Rear Tyre</i>	<b>Slick-Hard</b>									
		8 Laps at start				3 Laps at start								
4	8'44.890	31.822	14.430	27.730	22.370	301.4								
5	<b>1'34.112</b>	30.747	13.996	27.402	21.967	302.9								
6	<b>1'34.163</b>	30.763	14.024	27.469	21.907	303.7								
7	<b>1'33.682</b>	30.688	13.962	27.324	21.708	303.7								
8	<b>1'34.049</b>	30.672	13.943	27.573	21.861	306.7								
9	<b>1'34.071</b>	30.723	14.011	27.433	21.904	303.7								
10	<b>1'34.157</b>	30.834	14.012	27.378	21.933	302.9								
11	1'48.447 P	34.817	14.701	28.334*	30.595	300.7								
<b>16th</b>	<b>9</b>	<b>Danilo PETRUCCI</b>				KTM	ITA							
		Tech 3 KTM Factory Racing												
		Runs=2		Total laps=13		Full laps=9								
<b>Run # 1</b>	<i>Front Tyre</i>	<b>Slick-Medium</b>		<i>Rear Tyre</i>	<b>Slick-Soft</b>									
		New Tyre				11 Laps at start								
1	<b>1'36.926</b>	31.373	14.588	28.591	22.374	300.7								
2	<b>1'36.466</b>	31.880	14.260	28.175	22.151	303.7								
3	<b>1'34.894</b>	31.193	14.191	27.630	21.880	300.7								
4	<b>1'34.358</b>	31.226	14.069	27.380	21.683	302.2								
5	<b>1'33.812</b>	30.878	13.995	27.318	21.621	302.2								
6	<b>1'33.930</b>	30.837	14.010	27.323	21.760	302.2								
7	1'45.916 *	35.546*	16.362	29.873	24.135	217.4								
8	1'53.551 P	32.884	20.336	29.676	30.655	138.9								
<b>18th</b>	<b>23</b>	<b>Enea BASTIANINI</b>				DUCATI	ITA							
		Avintia Esponsorama												
		Runs=2		Total laps=10		Full laps=6								
<b>Run # 1</b>	<i>Front Tyre</i>	<b>Slick-Medium</b>		<i>Rear Tyre</i>	<b>Slick-Medium</b>									
		8 Laps at start				New Tyre								
1	<b>1'38.478</b>	31.481	14.988	29.085	22.924	299.2								
2	<b>1'35.975</b>	31.608	14.237	27.898	22.232	310.6								
3	<b>1'34.903</b>	31.009	14.250	27.624	22.020	307.5								
4	1'35.437 *	30.986	14.083	28.333*	22.035	308.3								
5	<b>1'35.366</b>	30.836	14.140	27.447	22.943	307.5								
6	<b>1'34.161</b>	30.698	14.083	27.508	21.872	309.0								
7	1'44.455 P	31.439	14.639	29.124	29.253	294.9								
<b>Run # 2</b>	<i>Front Tyre</i>	<b>Slick-Medium</b>		<i>Rear Tyre</i>	<b>Slick-Medium</b>									
		15 Laps at start				7 Laps at start								
8	9'32.206	31.974	14.741	28.333	24.819	301.4								
9	<b>1'36.380</b>	31.357	14.587	27.980	22.456	306.7								
10	1'43.867 P	31.117	14.340	28.728	29.682	305.2								

**Fastest Lap:** Fabio QUARTARARO Monster Energy Yama FRA **1'32.513** 30.276 13.813 27.012 21.412

These data/results cannot be reproduced, stored and/or transmitted in whole or in part by any manner of electronic, mechanical, photocopying, recording, broadcasting or otherwise now known or herein after developed without the previous express consent by the copyright owner, except for reproduction in daily press and regular printed publications on sale to the public within 60 days of the event related to those data/results and always provided that copyright symbol appears together as follows below.  
© DORNA, 2021

Official MotoGP Timing by **TISSOT**  
www.motogp.com

Assen, Saturday, June 26, 2021

Page 4 of 5



# Free Practice Nr. 4

# MotoGP

Lap	Lap Time	T1	T2	T3	T4	Speed	Lap	Lap Time	T1	T2	T3	T4	Speed	
<b>19th</b>	<b>33</b>	<b>Brad BINDER</b>				KTM	RSA	12	<b>1'34.771</b>	30.859	14.183	27.511	22.218	302.2
		Red Bull KTM Factory Racing						13	2'05.479 P	41.289	15.989	35.735	32.466	292.8
Runs=2 Total laps=13 Full laps=9														
<b>Run #</b>	<b>1</b>	<b>Front Tyre</b>	<b>Slick-Medium</b>	<b>Rear Tyre</b>	<b>Slick-Soft</b>		<b>22nd 31</b>							
9 Laps at start							4 Laps at start							
1	<b>1'39.592</b>	32.958	15.110	28.665	22.859	286.6								
2	<b>1'35.671</b>	31.382	14.192	27.983	22.114	305.2								
3	1'35.246 *	31.266	14.259	27.502*	22.219	303.7								
4	<b>1'34.651</b>	31.160	14.160	<b>27.366</b>	21.965	306.7								
5	<b>1'34.739</b>	31.063	14.139	27.580	<b>21.957</b>	305.2								
6	<b>1'35.291</b>	30.954	14.328	27.877	22.132	306.0								
7	<b>1'34.265</b>	<b>30.886</b>	<b>14.002</b>	27.395	21.982	305.2								
8	1'52.139 P	37.508	15.740	28.226	30.665	263.2								
<b>Run #</b>	<b>2</b>	<b>Front Tyre</b>	<b>Slick-Medium</b>	<b>Rear Tyre</b>	<b>Slick-Hard</b>									
17 Laps at start							13 Laps at start							
9	6'58.274 *	32.045	14.968	28.344*	22.655	299.2								
10	<b>1'37.565</b>	33.501	14.185	27.726	22.153	<b>307.5</b>								
11	<b>1'41.590</b>	36.786	14.318	28.228	22.258	305.2								
12	<b>1'34.749</b>	31.108	14.080	27.479	22.082	305.2								
13	1'47.585 P	34.571	14.422	27.904*	30.688	301.4								
<b>20th</b>	<b>32</b>	<b>Lorenzo SAVADORI</b>				APRILIA	ITA							
		Aprilia Racing Team Gresini												
Runs=2 Total laps=9 Full laps=8														
<b>Run #</b>	<b>1</b>	<b>Front Tyre</b>	<b>Slick-Medium</b>	<b>Rear Tyre</b>	<b>Slick-Hard</b>									
8 Laps at start							New Tyre							
1	<b>1'42.743</b>	32.078	15.073	30.207	25.385	294.2								
2	<b>1'36.270</b>	31.746	14.313	28.104	22.107	<b>304.4</b>								
3	<b>1'43.384</b>	34.799	14.383	31.792	22.410	303.7								
4	<b>1'34.421</b>	31.119	14.213	<b>27.488</b>	<b>21.601</b>	303.7								
5	<b>1'34.750</b>	<b>30.958</b>	14.149	27.888	21.755	301.4								
	unfinished	31.075	<b>14.084</b>			300.7								
<b>Run #</b>	<b>2</b>	<b>Front Tyre</b>	<b>Slick-Medium</b>	<b>Rear Tyre</b>	<b>Slick-Medium</b>									
New Tyre							New Tyre							
6	<b>1'38.996</b>	32.479	15.004	29.035	22.478	286.6								
7	<b>1'36.218</b>	31.440	14.777	27.952	22.049	298.5								
8	1'48.824 P	31.346	17.195	29.547	30.736	298.5								
<b>21st</b>	<b>10</b>	<b>Luca MARINI</b>				DUCATI	ITA							
		SKY VR46 Avintia												
Runs=2 Total laps=13 Full laps=10														
<b>Run #</b>	<b>1</b>	<b>Front Tyre</b>	<b>Slick-Medium</b>	<b>Rear Tyre</b>	<b>Slick-Hard</b>									
New Tyre							New Tyre							
1	<b>1'37.937</b>	31.207	15.252	28.591	22.887	296.3								
2	<b>1'36.004</b>	31.402	14.501	27.744	22.357	306.7								
3	<b>1'35.633</b>	31.158	14.317	27.921	22.237	<b>308.3</b>								
4	<b>1'34.873</b>	30.937	14.320	27.494	22.122	305.2								
5	<b>1'35.215</b>	30.857	14.301	27.648	22.409	303.7								
6	1'44.221 P	31.016	14.190	27.601	31.414	306.0								
<b>Run #</b>	<b>2</b>	<b>Front Tyre</b>	<b>Slick-Medium</b>	<b>Rear Tyre</b>	<b>Slick-Medium</b>									
6 Laps at start							New Tyre							
7	4'59.716	32.186	15.104	28.277	22.994	299.2								
8	<b>1'34.978</b>	31.041	14.338	27.513	22.086	302.9								
9	<b>1'34.447</b>	<b>30.776</b>	<b>14.115</b>	<b>27.474</b>	22.082	303.7								
10	<b>1'34.672</b>	30.818	14.201	27.610	<b>22.043</b>	302.2								
11	<b>1'34.585</b>	30.856	14.182	27.482	22.065	302.2								

**Fastest Lap:** Fabio QUARTARARO Monster Energy Yama FRA **1'32.513** 30.276 13.813 27.012 21.412

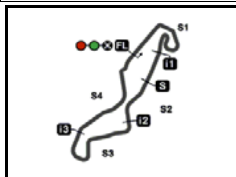
These data/results cannot be reproduced, stored and/or transmitted in whole or in part by any manner of electronic, mechanical, photocopying, recording, broadcasting or otherwise now known or herein after developed without the previous express consent by the copyright owner, except for reproduction in daily press and regular printed publications on sale to the public within 60 days of the event related to those data/results and always provided that copyright symbol appears together as follows below.  
© DORNA, 2021

Official MotoGP Timing by **TISSOT**  
www.motogp.com

Assen, Saturday, June 26, 2021

Page 5 of 5





4542 m.

## MOTUL TT ASSEN

### Free Practice Nr. 4

### Best Partial Times

MotoGP™

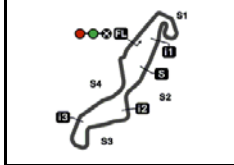
*IT* Ideal Lap Time, sum of the best partial times*BT* Best Lap Time

<b>T1</b>		<b>T2</b>		<b>T3</b>		<b>T4</b>				<i>IT</i>	<i>BT</i>	
<i>Pos</i>	<i>Rider</i>	<i>Time</i>	<i>Rider</i>	<i>Time</i>	<i>Rider</i>	<i>Time</i>	<i>Rider</i>	<i>Time</i>	<i>Pos</i>	<i>Rider</i>		
1	F.QUARTARARO	30.276	M.VIÑALES	13.725	F.QUARTARARO	26.990	F.QUARTARARO	21.401	1	F.QUARTARAR	1'32.401	1'32.513 (1)
2	A.ESPARGARO	30.415	F.QUARTARARO	13.734	J.MIR	27.008	M.VIÑALES	21.403	2	M.VIÑALES	1'32.689	1'32.717 (2)
3	A.RINS	30.437	T.NAKAGAMI	13.784	J.ZARCO	27.050	T.NAKAGAMI	21.434	3	M.OLIVEIRA	1'32.920	1'32.945 (3)
4	J.MIR	30.464	M.MARQUEZ	13.828	M.OLIVEIRA	27.063	A.ESPARGARO	21.466	4	A.ESPARGAR	1'32.949	1'32.949 (4)
5	M.OLIVEIRA	30.464	J.ZARCO	13.839	M.VIÑALES	27.088	M.OLIVEIRA	21.473	5	J.ZARCO	1'32.977	1'33.265 (10)
6	F.BAGNAIA	30.472	P.ESPARGARO	13.861	V.ROSSI	27.101	P.ESPARGARO	21.535	6	J.MIR	1'32.996	1'33.041 (5)
7	M.VIÑALES	30.473	A.MARQUEZ	13.866	T.NAKAGAMI	27.136	J.MIR	21.541	7	T.NAKAGAMI	1'33.047	1'33.103 (6)
8	J.ZARCO	30.480	F.BAGNAIA	13.877	A.RINS	27.137	M.MARQUEZ	21.556	8	M.MARQUEZ	1'33.051	1'33.164 (8)
9	M.MARQUEZ	30.507	A.RINS	13.892	P.ESPARGARO	27.158	V.ROSSI	21.591	9	A.RINS	1'33.074	1'33.134 (7)
10	V.ROSSI	30.596	A.ESPARGARO	13.894	M.MARQUEZ	27.160	L.SAVADORI	21.601	10	F.BAGNAIA	1'33.196	1'33.278 (11)
11	J.MILLER	30.601	J.MARTIN	13.917	A.MARQUEZ	27.166	J.ZARCO	21.608	11	V.ROSSI	1'33.206	1'33.280 (12)
12	J.MARTIN	30.660	V.ROSSI	13.918	A.ESPARGARO	27.174	A.RINS	21.608	12	P.ESPARGAR	1'33.253	1'33.255 (9)
13	I.LECUONA	30.672	M.OLIVEIRA	13.920	F.BAGNAIA	27.179	D.PETRUCCI	21.621	13	J.MARTIN	1'33.424	1'33.678 (14)
14	T.NAKAGAMI	30.693	I.LECUONA	13.943	J.MARTIN	27.218	J.MARTIN	21.629	14	A.MARQUEZ	1'33.565	1'33.677 (13)
15	E.BASTIANINI	30.698	J.MIR	13.983	D.PETRUCCI	27.248	F.BAGNAIA	21.668	15	I.LECUONA	1'33.621	1'33.682 (15)
16	P.ESPARGARO	30.699	D.PETRUCCI	13.995	I.LECUONA	27.298	I.LECUONA	21.708	16	D.PETRUCCI	1'33.701	1'33.812 (16)
17	G.GERLOFF	30.765	B.BINDER	14.002	J.MILLER	27.323	A.MARQUEZ	21.747	17	J.MILLER	1'33.844	1'33.856 (17)
18	L.MARINI	30.776	J.MILLER	14.005	B.BINDER	27.366	E.BASTIANINI	21.872	18	E.BASTIANINI	1'34.100	1'34.161 (18)
19	A.MARQUEZ	30.786	G.GERLOFF	14.068	G.GERLOFF	27.424	J.MILLER	21.915	19	L.SAVADORI	1'34.131	1'34.421 (20)
20	D.PETRUCCI	30.837	E.BASTIANINI	14.083	E.BASTIANINI	27.447	B.BINDER	21.957	20	B.BINDER	1'34.211	1'34.265 (19)
21	B.BINDER	30.886	L.SAVADORI	14.084	L.MARINI	27.474	G.GERLOFF	21.964	21	G.GERLOFF	1'34.221	1'34.499 (22)
22	L.SAVADORI	30.958	L.MARINI	14.115	L.SAVADORI	27.488	L.MARINI	22.043	22	L.MARINI	1'34.408	1'34.447 (21)

These data/results cannot be reproduced, stored and/or transmitted in whole or in part by any manner of electronic, mechanical, photocopying, recording, broadcasting or otherwise now known or herein after developed without the previous express consent by the copyright owner, except for reproduction in daily press and regular printed publications on sale to the public within 60 days of the event related to those data/results and always provided that copyright symbol appears together as follows below.  
© DORNA, 2021








4542 m.

## MOTUL TT ASSEN

### Free Practice Nr. 4

### Fastest Laps Sequence

<i>Practice Time</i>	 <i>Rider</i>	<i>Nation</i>	<i>Motorcycle</i>	<i>Time</i>	<i>Km/h</i>	<i>Rider's Lap</i>
<b>3'19.934</b>	43 <b>Jack MILLER</b>	AUS	DUCATI	<b>1'35.691</b>	170.8	2
<b>3'29.611</b>	63 <b>Francesco BAGNAIA</b>	ITA	DUCATI	<b>1'34.521</b>	172.9	2
<b>4'14.094</b>	20 <b>Fabio QUARTARARO</b>	FRA	YAMAHA	<b>1'33.829</b>	174.2	2
<b>5'47.404</b>	20 <b>Fabio QUARTARARO</b>	FRA	YAMAHA	<b>1'33.310</b>	175.2	3
<b>7'20.631</b>	20 <b>Fabio QUARTARARO</b>	FRA	YAMAHA	<b>1'33.227</b>	175.3	4
<b>8'53.593</b>	20 <b>Fabio QUARTARARO</b>	FRA	YAMAHA	<b>1'32.962</b>	175.8	5
<b>11'59.737</b>	20 <b>Fabio QUARTARARO</b>	FRA	YAMAHA	<b>1'32.914</b>	175.9	7
<b>22'25.034</b>	20 <b>Fabio QUARTARARO</b>	FRA	YAMAHA	<b>1'32.821</b>	176.1	11
<b>23'57.739</b>	20 <b>Fabio QUARTARARO</b>	FRA	YAMAHA	<b>1'32.705</b>	176.3	12
<b>27'03.176</b>	20 <b>Fabio QUARTARARO</b>	FRA	YAMAHA	<b>1'32.636</b>	176.5	14
<b>28'35.689</b>	20 <b>Fabio QUARTARARO</b>	FRA	YAMAHA	<b>1'32.513</b>	176.7	15

These data/results cannot be reproduced, stored and/or transmitted in whole or in part by any manner of electronic, mechanical, photocopying, recording, broadcasting or otherwise now known or herein after developed without the previous express consent by the copyright owner, except for reproduction in daily press and regular printed publications on sale to the public within 60 days of the event related to those data/results and always provided that copyright symbol appears together as follows below.

© DORNA, 2021

Official MotoGP Timing by TISSOT  
www.motogp.com

Assen, Saturday, June 26, 2021

